









## LEGEND

-  - Electrical panel
-  - Light fixture
-  - socket 2P+ N
-  - One way, 2 pole switch

## LEGENDA:

-  - Tablou electric, montat aparent
-  - Corp de iluminat
-  - Priza cu contact de protectie
-  - Comutator

PROJECT DESIGN COORDINATOR:  
COORDONATOR PROIECT:



THE LOUIS BERGER GROUP, INC

### BUCHAREST SCHOOLS INFRASTRUCTURE REHABILITATION / REABILITAREA INFRASTRUCTURII EDUCATIONALE IN MUNICIPIUL BUCURESTI

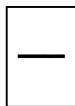
DESIGNER/PROIECTANT:



|       |           |                       |                        |                        |
|-------|-----------|-----------------------|------------------------|------------------------|
| M4    |           |                       |                        |                        |
| M3    |           |                       |                        |                        |
| M2    |           |                       |                        |                        |
| M1    |           |                       |                        |                        |
| Modif | Date/Data | DESIGNED BY/PROIECTAT | VERIFIED BY/ VERIFICAT | PROJ. DIR./SEF PROIECT |

BENEFICIARY/BENEFICIAR

**MUNICIPALITY OF BUCHAREST**  
**PRIMARIA MUNICIPIULUI BUCURESTI**



SCHOOL NAME/  
NUME SCOALA

**General School no. 20 / Scoala Generala nr. 20**

| DESIGNED BY<br>PROIECTAT  | NAME/ NUME             | SIGNAT./SEMNATURA | TYPE OF WORKS/<br>LUCRARE | <b>ELECTRICAL INSTALLATIONS / LUCRARI INSTALATII ELECTRICE</b> |  |
|---------------------------|------------------------|-------------------|---------------------------|--|--|
| VERIFIED BY<br>VERIFICAT  | <b>ING. P. ZAHARIA</b> |                   | TITLE/<br>PLANSA          | <b>GATE HOUSE/ CABINA POARTA</b>                               |  |
| PROJ. DIR.<br>SEF PROIECT | <b>ARH. C.CARP</b>     |                   |                           |  |  |

| DATE/ DATA     | SCALE/ SCARA | EXEMPLAR NR. | PROJ. PHASE/FAZA PROIECT                  | PROJ. No./Nr.PROIECT | DRWG. No./Nr. PLANSA |
|----------------|--------------|--------------|---|----------------------|----------------------|
| <b>10/2006</b> | <b>1:100</b> |              | <b>Detailed Design<br/>Proiect tehnic</b> | <b>076/S3</b>        | <b>D-EL-001</b>      |

It is prohibited to copy, multiply or print this document without written approval of THE LOUIS BERGER GROUP, INC.  
Este interzisa copierea, multiplicarea si imprumutarea documentatiei fara aprobarea scrisa a THE LOUIS BERGER GROUP, INC.